

How to Change My Pathway




1. Log into the Portal.

2. Click on the *Academics/Career-Technical* page icon

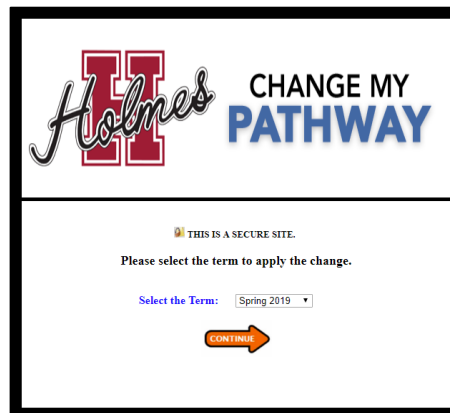


3. Locate the *Registration* portlet.

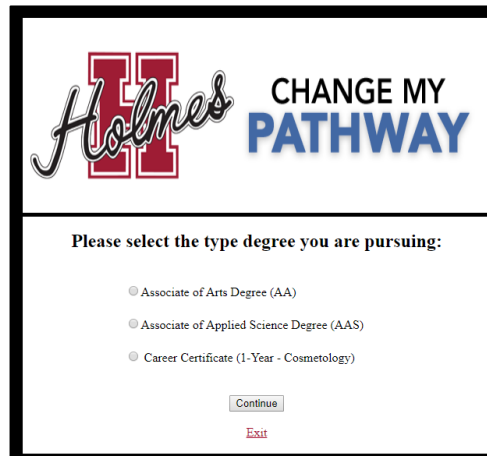


4. Click on **Change My Pathway** in the *Registration* portlet.


5. Select the Term.



6. Select the Type of Degree.



7. Select the program.

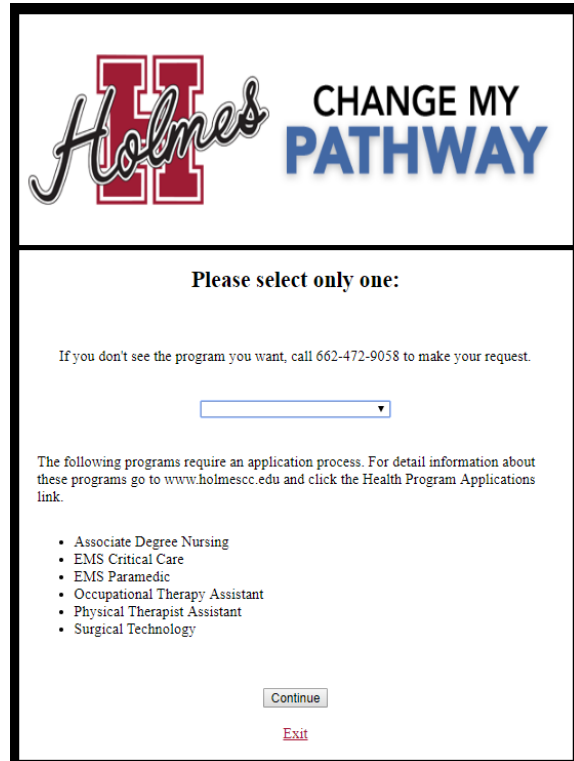


Holmes CHANGE MY PATHWAY

Please select only one:

Continue

Exit



Holmes CHANGE MY PATHWAY

Please select only one:

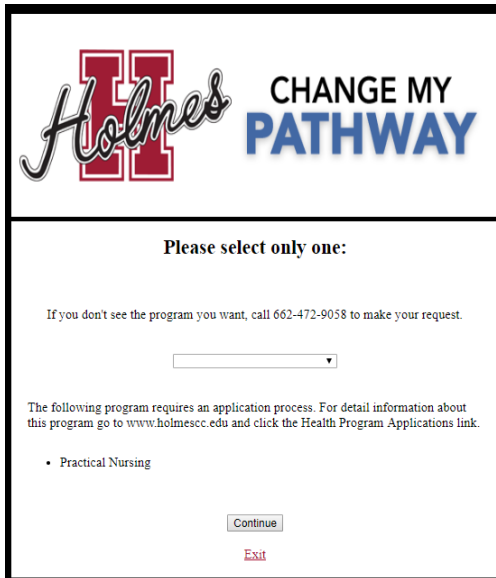
If you don't see the program you want, call 662-472-9058 to make your request.

The following programs require an application process. For detail information about these programs go to www.holmescc.edu and click the Health Program Applications link.

- Associate Degree Nursing
- EMS Critical Care
- EMS Paramedic
- Occupational Therapy Assistant
- Physical Therapist Assistant
- Surgical Technology

Continue

Exit



Holmes CHANGE MY PATHWAY

Please select only one:

If you don't see the program you want, call 662-472-9058 to make your request.


The following program requires an application process. For detail information about this program go to www.holmescc.edu and click the Health Program Applications link.

- Practical Nursing

Continue

Exit

8. Allow two (2) business days for it to be processed.



Holmes CHANGE MY PATHWAY

Change Notification

Your change has been submitted for review. Please allow 2 business days to process your request.

Note: When done, be sure you close (X) the page, log out of My Holmes, and close the browser.