

How to Change My Program of Study



1. Log into the **My HOLMES** Portal.

2. Click on the *Academics/Career-Technical* page icon



3. Locate the *Registration* portlet.

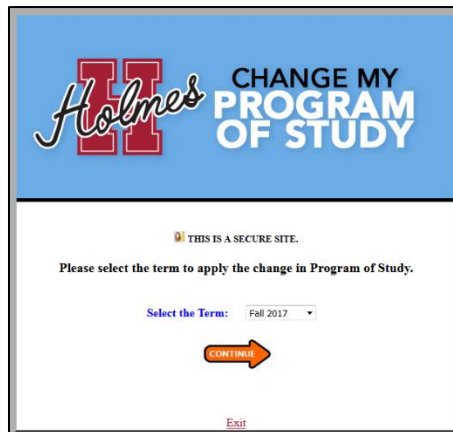


4. Click on

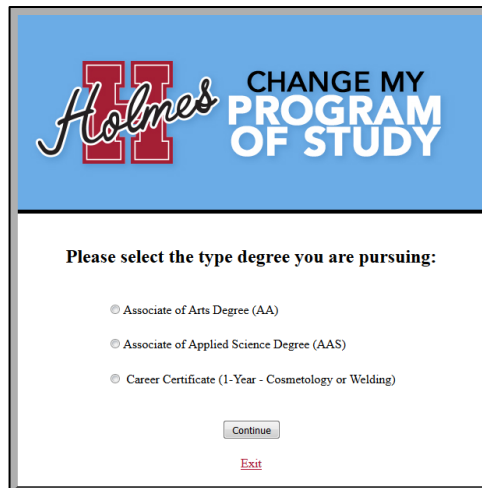


Change My Program of Study in the *Registration* portlet.

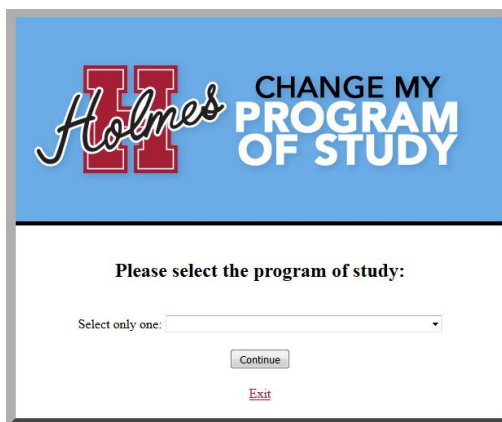
5. Select the Term.



6. Select the Type of Degree.



7. Select the Program of Study.



Holmes CHANGE MY PROGRAM OF STUDY

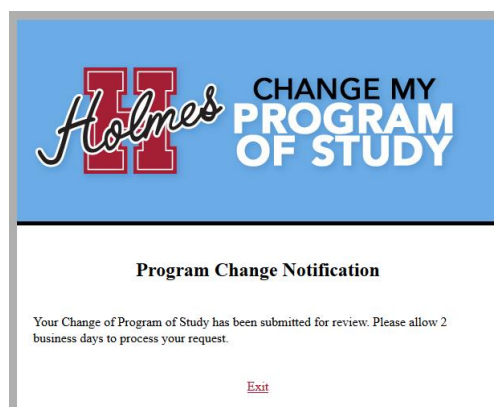
Please select the program of study:

Select only one:

[Continue](#)

[Exit](#)

8. Allow two (2) business days for it to be processed.



Holmes CHANGE MY PROGRAM OF STUDY

Program Change Notification

Your Change of Program of Study has been submitted for review. Please allow 2 business days to process your request.

[Exit](#)

Please note the following:

- Some Career-Technical Programs require an application process and may not be selected.
- Only programs offered on your specific campus will be displayed.
- If you do not see a program of study for your campus, please contact the career-technical office on your campus to have your campus changed.