


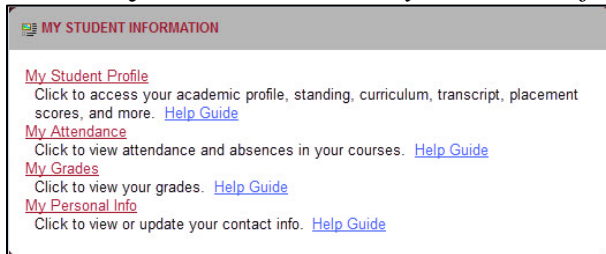
# How to View My Grades

## (Use Mozilla Firefox or Google Chrome)

1. Log in to  Portal.

2. Click on the *Academics/Career Technical* icon .

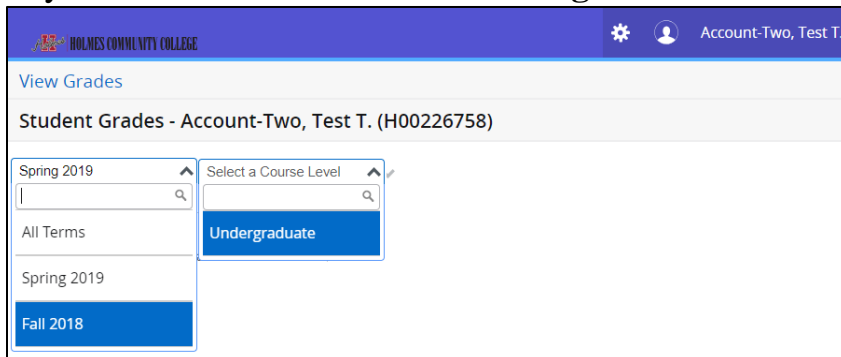
3. Click on **My Grades** in the *My Student Information* portlet.



**MY STUDENT INFORMATION**

- [My Student Profile](#)  
Click to access your academic profile, standing, curriculum, transcript, placement scores, and more. [Help Guide](#)
- [My Attendance](#)  
Click to view attendance and absences in your courses. [Help Guide](#)
- [My Grades](#)  
Click to view your grades. [Help Guide](#)
- [My Personal Info](#)  
Click to view or update your contact info. [Help Guide](#)

4. The **View Grades** page will be displayed. The current term should be displayed. Select the *Term* you want to view and select **Undergraduate** for *Course Level*.



HOLMES COMMUNITY COLLEGE Account-Two, Test T.

View Grades

Student Grades - Account-Two, Test T. (H00226758)

Spring 2019 | Select a Course Level

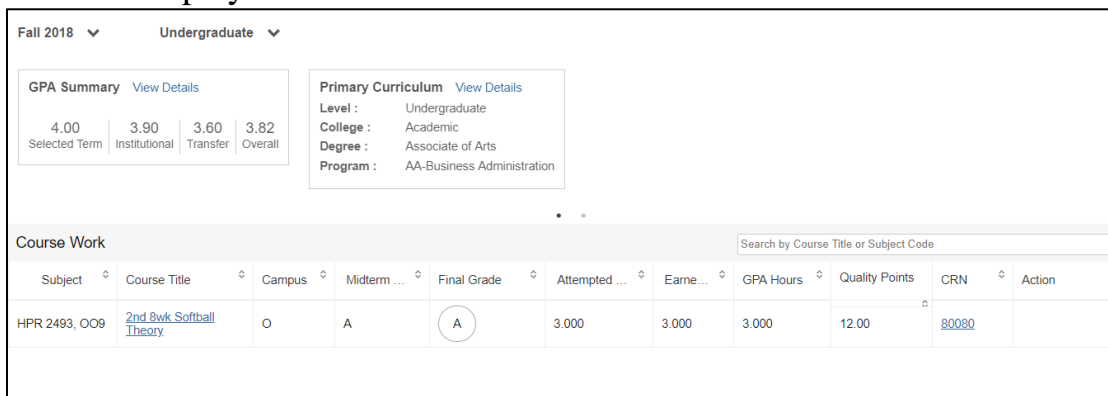
All Terms

Spring 2019

Fall 2018

Undergraduate

5. The *GPA Summary* and *Primary Curriculum* will be displayed. You may click on **View Details** to see more information. Your *Course Work* for the term will also be displayed. Grades will display under **Midterm** and **Final Grade** columns.



Fall 2018 Undergraduate

**GPA Summary** [View Details](#)

4.00	3.90	3.60	3.82
Selected Term	Institutional	Transfer	Overall

**Primary Curriculum** [View Details](#)

Level : Undergraduate  
College : Academic  
Degree : Associate of Arts  
Program : AA-Business Administration

**Course Work** Search by Course Title or Subject Code

Subject	Course Title	Campus	Midterm ...	Final Grade	Attempted ...	Earne ...	GPA Hours	Quality Points	CRN	Action
HPR 2493, 009	<a href="#">2nd Bwk Softball Theory</a>	O	A	A	3.000	3.000	3.000	12.00	80080	

**Note:** When done, be sure you close (X) the page, log out of My Holmes, and close the browser.